

SUNCOR STAINLESS, INC.

TOOLS



 SUNCOR
Stainless

www.suncorstainless.com

PASSIVATING FLUID



ITEM	SIZE	WT
	(fl.oz.)	(lb)
E0100-0000	22	1.60

NOTE:
READY TO USE PASSIVATING | CLEANER. FLUID CONSISTS OF CITRIC ACID. THERE ARE NO HAZARDOUS INGREDIENTS. USE PASSIVATING SPRAY ON STAINLESS HARDWARE BEFORE EXPOSURE TO THE ELEMENTS. SPRAY BRINGS THE NICKEL CONTENT IN STAINLESS TO THE SURFACE PREVENTING DISCOLORATION OR SURFACE RUST. HARMFUL IF SWALLOWED. MAY CAUSE EYE BURNS OR SKIN IRRITATION. AVOID INHALATION, MAY CAUSE IRRITATION TO NOSE AND THROAT. EYE PROTECTION AND FACE MASK RECOMMENDED.

HAND SWAGER



ITEM	SIZE	SWAGES	WT
	(length)		(lb)
E0113-0350	14"	1/16" - 1/8"	2.55
E0113-0600	24"	1/16" - 3/16"	6.35
E0113-0700	28"	1/4"	5.50

NOTE:
FOR USE ON ALUMINUM, COPPER, AND ZINC PLATED COPPER OVAL AND STOP SLEEVES ONLY. E0113-0350 & E0113-0600 SWAGERS HAVE WIRE CUTTER BUILT-IN. E0113-0700 SWAGER DOES NOT HAVE BUILT-IN WIRE CUTTER.

BENCH SWAGER



ITEM	SIZE	SWAGES	WT
	(length)		(lb)
E0115-0600	24"	1/16" - 3/16"	13.10

NOTE:
SWAGER HAS WIRE CUTTER BUILT IN. FOR USE ON ALUMINUM, COPPER, AND ZINC PLATED COPPER OVAL AND STOP SLEEVES ONLY.

Part #	Sleeves	Wire Rope Dia.		Crimps	Hole No.
		mm	Inch		
A0751-0001 aluminum		1.5	1/16"	2	1
K0752-0001 copper					
Z0753-0001 zinc plated copper					
A0751-0002 aluminum		2.5	3/32"	3	2
K0752-0002 copper					
Z0753-0002 zinc plated copper					
A0751-0003 aluminum		3.0	1/8"	3	3
K0752-0003 copper					
Z0753-0003 zinc plated copper					
A0751-0004 aluminum		4.0	5/32"	3	4
K0752-0004 copper					
Z0753-0004 zinc plated copper					
A0751-0005 aluminum		5.0	3/16"	3	5
K0752-0005 copper					
Z0753-0005 zinc plated copper					

Notice Before Operating

When swaging, handles must be fastened tightly.

Each swage must be continuous, without stopping.

How to Operate

- 1 Cut the Wire Rope to the required length.
- 2 Insert Wire Rope through Oval Sleeve, and make the required Turnback (circle) to swage. The end of Wire Rope should be sticking out of Oval Sleeve up to 1.5 times the Wire Rope Dia.
- 3 According to the table on the left, Part Number A0751-0003 calls for 3 Crimps with hand swager. Swaging is started by pressing the center of Oval Sleeve.
- 4 The 2nd and 3rd presses are carried out in order to finish one end Eye Swage.
- 5 Repeat steps 1-4, if Eye Swages are required in both ends of Wire Rope.

WARNING

Tools and Oval Sleeves should be used in combination set. Do not use sleeves other than aluminum, copper or zinc-plated copper.

WIRE ROPE CUTTER



ITEM	SIZE (length)	CUTS TO	WT (lb)
E0111-WR06	14"	1/4"	2.10
E0111-WR10	24"	3/8"	5.25
E0111-WR16	36"	5/8"	12.50
E0111-WR20	42"	3/4"	19.00



BOLT AND CHAIN CUTTER



ITEM	SIZE (length)	CUTS TO	WT (lb)
E0112-BC03	12"	3/16"	1.76
E0112-BC04	18"	1/4"	3.52
E0112-BC06	24"	3/8"	5.94
E0112-BC07	30"	1/2"	9.02
E0112-BC09	36"	5/8"	13.86



RAILEASY™ WIRE ROPE CUTTERS



ITEM	WT (lb)
S0989-0000	0.75

NOTE:
HARDENED HEAT TREATED BLADES
CLEANLY CUT UP TO 5MM WIRE ROPE.

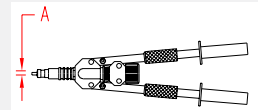


RIVET NUT INSTALLATION TOOL

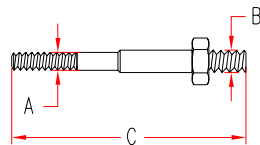


ITEM	LENGTH	A	WT (lb)
S0380-0000	21"	5/16"	4.10

NOTE:
TO BE USED WITH THE RIVET NUTS IN THE
EYE BOLT SECTION, PAGE 76. BOTH UNC
AND UNF AVAILABLE. TOOL INCLUDES ONE
MANDREL OF YOUR CHOICE. SEE BLOCK
BELOW FOR SPECIFICATIONS.



MANDRELS



ITEM	A	B	C	WT (lb)
UNC Right Hand S0380-U007	1/4"	5/16"	3.25	0.05
Left Hand S0380-UL07	1/4"	5/16"	3.25	0.05
UNF Right Hand S0380-F007	1/4"	5/16"	3.25	0.05
Left Hand S0380-FL07	1/4"	5/16"	3.25	0.05

NOTE:
TO BE USED WITH THE RIVET NUT
INSTALLATION TOOL ABOVE.

Rivet Nut Inserts, page 76



**30 DAY
WARRANTY**

SUNCOR STAINLESS

TEL 508-732-9191 • FAX 508-732-9798 • ORDERS ONLY 800-394-2222

www.suncorstainless.com

New Product

Due to popular demand, Suncor now offers a top of the line electric swager to satisfy your swaging needs. We offer a large selection of wire rope and oval sleeves to fit any application.

Product Features:

Switch Lock/Release Button

Trigger Switch with Auto-Return

Pressing the trigger switch starts the die moving forward. Releasing the trigger switch returns the die automatically.

Head turns 180 degrees

Die Opening Lever

Turn this lever towards "Open", if Die does not return automatically. Also, use lever when changing die size.

***Output Pressure : 11 tonf**

Weight : 16.5 lb

Swages : 6mm (1/4) - 12mm (1/2)



ELECTRIC SWAGER + SET HYDRAULIC FUNCTION




Swaging Essentials

Suncor Stainless is committed to improving and expanding its line of quality products to its customers. This Electric Swaging Kit produces great results each and every time. Durable construction allows for years of usage. Allows economical production swaging.

ITEM	DESCRIPTION	WT (lb)
E0116-0000	Electric Swager 12v/120v + Set	36.70
SET INCLUDES:		
1	Heavy-Duty Carrying Case	
1	Set of Instructions	
4	Die Sets	
	1/4", 5/16", 3/8" and 1/2"	
1	Heavy-Duty Wire Cutters	
1	Screwdriver	
22	Swage Sleeves	
	1/4", 5/16", 3/8", 13/32" and 1/2"	
1	Wire Rope Gauge	

NOTES:
ON-SITE SWAGING HAS NEVER BEEN SO EASY. EVERYTHING NEEDED TO GET THE JOB DONE RIGHT IS INCLUDED IN THIS SET. USE WITH ALL SWAGE SLEEVES, EXCEPT S0750-SERIES.



Swage Sleeves, page 27 Wire Rope, page 36

SUNCOR STAINLESS

TEL 508-732-9191 • FAX 508-732-9798 • ORDERS ONLY 800-394-2222
www.suncorstainless.com